



# PMC LIGHTING

Product Flipbook






## ARCX

**HORIZONTALLY CURVED EXTRUDED - 4" WIDE X 4.5" HIGH**

**FEATURES:**

Extruded aluminum narrow curved luminaire  
Suspended, Surface or Recessed mounting  
Minimum radius 1.5 foot  
Build 2 Spec customizable  
Standard White, Black and Silver powder coat finish. Custom Colors available  
Available with pūr-led 405nm wavelength antimicrobial lighting options  
Available with Aura tunable white and RGB/RGBW full color options  
Available with bios static and dynamic 490nm wavelength circadian lighting options



## ARCX-N

**HORIZONTALLY CURVED EXTRUDED -2.75" WIDE X 4.5" HIGH**

**FEATURES:**

Extruded aluminum narrow curved luminaire  
Suspended, Surface or Recessed mounting  
Minimum radius 1.5 foot  
Build 2 Spec customizable  
Standard White, Black and Silver powder coat finish. Custom Colors available  
Available with pūr-led 405nm wavelength antimicrobial lighting options  
Available with Aura tunable white and RGB/RGBW full color options  
Available with bios static and dynamic 490nm wavelength circadian lighting options



## METALLI S33

**3" STEEL LINEAR**

**FEATURES:**


- Surface, suspended or recessed mounting – extended row mounting configurations available
- Available in multiple standard lengths – custom lengths available to match customer layouts
- direct or indirect distribution
- Output up to 2200 lm/ft
- 0-10v dimming down to 1% standard (consult factory for other dimming options)
- Construction: heavy gauge cold rolled steel
- Finish: standard polyester powder coat – white, black or silver standard colors – other finishes/colors available (consult factory)
- All components accessible from below for servicing
- Fixtures cETLus listed for damp locations
- Available with pūr-led 405nm wavelength antimicrobial lighting options
- Available with Aura tunable white and RGB/RGBW full color options
- Available with bios static and dynamic 490nm wavelength circadian lighting options

# METALLI S44

## 4" STEEL LINEAR

### FEATURES:

- Surface, suspended or recessed mounting – extended row mounting configurations available
- Available in multiple standard lengths – custom lengths available to match customer layouts
- Direct or indirect distribution
- Output up to 2200 lm/ft
- Snap in diffuse acrylic lens
- 0-10v dimming down to 1% standard (consult factory for other dimming options)
- Construction: heavy gauge cold rolled steel
- Finish: standard polyester powder coat – white, black or silver standard colors – other finishes/colors available (consult factory)
- All components accessible from below for servicing
- Fixtures cETLus listed for damp locations
- Available with pur-led 405nm wavelength antimicrobial lighting options
- Available with Aura tunable white and RGB/RGBW full color options
- Available with bios static and dynamic 490nm wavelength circadian lighting options




# NELIO E7098

## EXTRUDED 2.5" DROP LENS LINEAR

### FEATURES:

- Extruded aluminum welded housing up to 8' long
- Suspended, surface and wall (horizontal or vertical) mounted lens facing outward
- Available in multiple standard lengths – custom lengths available to match customer layouts
- Available with 90° corners, tees, and crosses (consult factory for odd angles and other custom configurations)
- Integral occupancy and daylight harvesting sensors available – consult factory for configurations (standard sensors add 3" length to standard direct distribution fixtures)
- 2700 to 5700K LED color temperatures
- Standard 0-10V dimming down to 1%
- Single piece snap-in diffusion lenses in 3 sizes
- L70 greater than 54,000 hours
- Finish: standard polyester powder coat white, black or silver. Other finishes/colors available (consult factory)
- cETLus listed for damp location
- Available with integral Lutron Athena Wireless Nodes (AWN) and Sensors (AWNS)






## NELIO ES DI SERIES

### FEATURES:

- Extruded aluminum linear luminaire
- 6 Fixture cross section sizes available as ES255, ES256, ES3255, ES3256, ES45 and ES46 models
- Suspended and Wall mounting options
- Available with Akustik, pūr-led, Aura, bios options
- Build 2 Spec customizable
- Standard White, Black and Silver powder coat finish. Custom Colors available
- Available with integral Lutron Athena Wireless Nodes (AWN) and Sensors (AWNS)



## NELIO ES SERIES

### FEATURES:

- Extruded aluminum linear luminaire
- 9 Fixture cross section sizes available as ES254, ES255, ES256, ES3254, ES3255, ES3256, ES44, ES45 and ES46 models
- Recessed, Surface, Suspended and Wall mounting options
- Build 2 Spec customizable
- Standard White, Black and Silver powder coat finish. Custom Colors available
- Available with pūr-led 405nm wavelength antimicrobial lighting options
- Available with Aura tunable white and RGB/RGBW full color options
- Available with bios static and dynamic 490nm wavelength circadian lighting options
- Available with Akustik sound deadening acoustic options
- Available with integral Lutron Athena Wireless Nodes (AWN) and Sensors (AWNS)



## PERI-MITTARI E3095

### 4" EXTRUDED PERIMETER SLOT


### FEATURES:

- 4.4"W x 5.62"H Extruded Aluminum Linear LED Perimeter fixture, Regressed lens, ---
- Direct Wall Grazing distribution
- Nominal lengths from 2' to 8'
- Damp Location Rated, cETLus Listed
- Output up to 1450lm/ft
- 3000 to 5000k, Tunable White and Color options
- 80CRI standard, 90CRI optional
- 0-10v dimming down to 1% standard, other options available
- Lens diffuser options
- Recessed perimeter mounting options
- White powder coat standard, custom colors available
- Available with 2 different lens regression depth
- Available with pūr-led 405nm wavelength antimicrobial lighting options
- Available with Aura tunable white and RGB/RGBW full color options
- Available with bios static and dynamic 490nm wavelength circadian lighting options

# RINATA R100

## 4" SPEC GRADE DOWNLIGHT

Rinata focuses on clean design, premium performance, precise angle alignment, superior glare control, and ease of installation. One light engine with various accessories for customization. R100 is a 100mm aperture, 3.94" diameter. Adjustable, fixed, and wall washer options. All offered in square, round, as well as a trimless option to make your downlight invisible in the ceiling. 10°, 20°, 24°, 40°, & 50° beam angles are available. 90 CRI Standard. 30° Tilt/ 355° rotation with fixed options available. Optimal heatsink design with minimal depth. The anti-glare ring provides eye comfort. Easy to change reflector options in black, specular, haze, and white. Easy to instal




# SILEA SC2134V

## RECESSED ARCHITECTURAL NARROW LENS TROFFER

### FEATURES:



- Commercial-grade, recessed, lay-in coffered T-Bar troffer
- Modern styling and high visual comfort featuring a single shallow semi-round or squared lens
- For use with indoor applications where low-glare, high-quality and ease of installation are required
- IC-rated luminaire's low-profile design makes it ideal for shallow or obstructed plenum applications
- Features Shallow design
- Enhanced, uniform lighting delivers a balanced amount of light to walls, cubicles, work surfaces and people
- Extruded acrylic rounded and squared lens options
- Multiple CCT options, 80+ CRI standard
- Standard low voltage dimming (0-10v) – Other dimming options available
- Available in 1x4, 2x2 and 2x4 configurations
- For use in insulated ceilings
- White polyester powder painted surfaces
- Long life LEDs coupled with high efficiency drivers, provide quality illumination
- Rated to deliver L80 performance > 50,000 hours.
- Available with pur-led 405nm wavelength antimicrobial lighting options
- Available with Aura tunable white and RGB/RGBW full color options
- Available with bios static and dynamic 490nm wavelength circadian lighting options



# BUILD-2-SPEC

PMC has long been considered a pioneer in the design community for their custom and semi-custom lighting fixtures that make it easy for a designer to play with light, color, and shape. As one of the first manufacturers to offer curved linear fixtures, PMC prides itself on their relationship with designers and their willingness to meet the needs of any project.

Just as an artisan is commissioned to make a unique object specifically for its intended owner, PMC is committed to collaborating with the lighting design community. 'Build-2-Spec' engineer's luminaires inspire and delight onlookers while being energy-efficient and cost-effective.



## THE BUILD-2-SPEC BASIC PRINCIPLES

### INNOVATION

PMC will work with you to create a Build-2-Spec luminaire that will be sure to turn heads, save energy, and perform beyond expectations.


### INTEGRATION

PMC has the capability to modify standard product to satisfy requirements of a specific application or meet the needs of the designer's aesthetic preferences.

### INSPIRATION

Does your application call for a specific color scheme? Is your client interested in keeping their brand consistent throughout their space? PMC can powder coat luminaires in any color to match brand identities or add a high level of style to a space.

# BUILD-2-SPEC





PMC Lighting Product Flipbook

[visionz.ca](http://visionz.ca) 437-886-9837 [projects@visionz.ca](mailto:projects@visionz.ca)