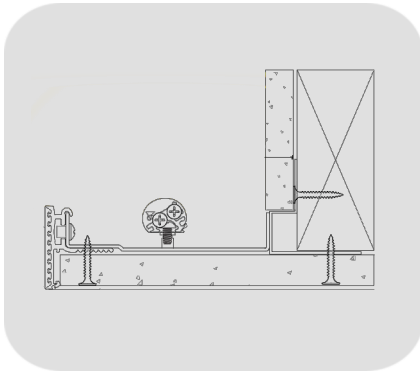




LIGHT ENGINE


Product Flipbook

VISIONZ



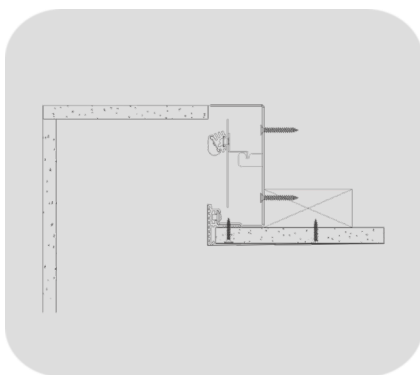
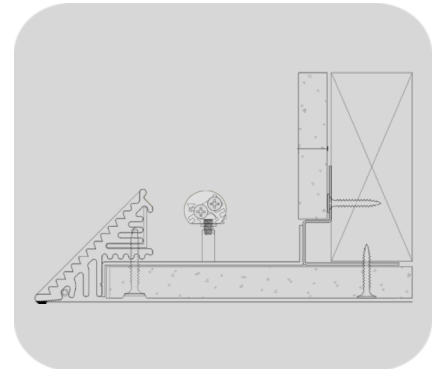
GLS Flex Cove

is a revolutionary product series that creates a small profile cove.



GLS Knife Edge

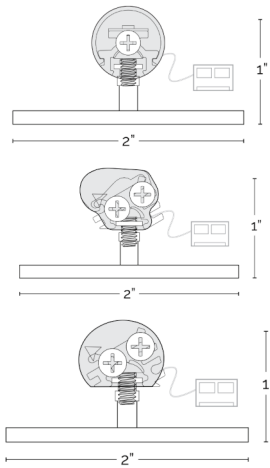
is a revolutionary product series that creates a modern knife edge cove.



GLS Wall Wash

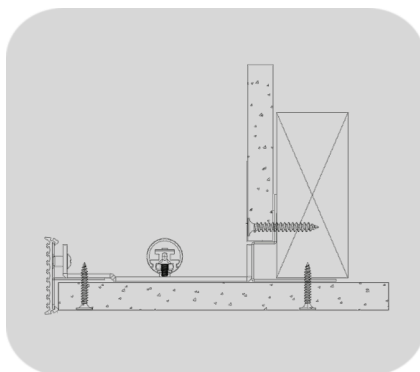

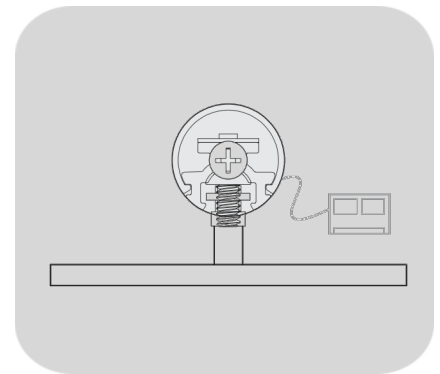
is a revolutionary product series that creates a discrete high performance perimeter wall grazing effect.





Flex Cove Standalone

The standalone fixture series allows for the use of high performance, small scale, LED fixtures that can be used in seamless straight or curved runs. Perfect for installations in an existing or field built architectural pocket or shelf.

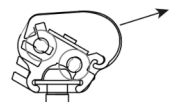


GLS Ring Cove

The ring cove provides a clean and consistent architectural detail that allows for easy installation of indirect linear LED fixtures.



BAR SYMMETRIC



ASYMMETRIC





Light Engine Product Flipbook

visionz.ca 437-886-9837 projects@visionz.ca